

In designing each Therm-O-Dor™, considerations of door size, mounting conditions, operational cycles and windload, impact the final door structure. Our goal is to help ensure a safe operational door solution. Consult the chart below for standard and optional applications.

FEATURES	TD 134	TD 138	FEATURES	TD 134	TD 138	FEATURES	TD 134	TD 138
✓ STANDARD ● OPTIONAL			✓ STANDARD ● OPTIONAL			✓ STANDARD ● OPTIONAL		
<b>END STILES</b> Single end Double end 17'w+	✓	✓	<b>HANDLES</b> Tub handle PVC hand grip Handle step plate	●	●	<b>GUIDE TYPES</b> Standard lift High lift Vertical lift Low lift double track <small>(all available to allow following the roof slope if needed). Horizontal reinforcing engineered for specific size requirements</small>	✓	✓
<b>HINGES</b> 14ga Single end 11ga Single end 14ga Double end 17'w+ 11ga Double end 1000lbs. 14ga Intermediate	✓	✓	<b>VISION LITES</b> 23" x 7" 24" x 12" 34" x 16" Fullview aluminum	●	●	<b>GUIDE MOUNTING</b> Bracket mount Angle mount continuous 13ga Angle mount reverse 13ga	✓	✓
<b>TRACK ROLLERS</b> 2" 10 Ball short stem 3" 10 Ball short stem 2" 10 Ball long stem 3" 10 Ball long stem	✓	✓	<b>PASS DOOR</b>	●	●	<b>TORSION SPRINGS</b> Standard 10,000 cycle Optional increased cycle	✓	✓
<b>SPECIALTY TRACK ROLLERS LONG STEM</b> 2" Nylon sealed bearing 3" UHMW sealed bearing 3" Rubber sealed bearing 3" Nylon stainless shaft	●	●	<b>EXHAUST PORTS</b> 3" 4" 5"	●	●	<b>TORSION SHAFTS</b> <small>(engineered for specific size requirements)</small> 14ga Galvanized tube 1" Cold roll solid shaft 1" Cold roll solid shaft 1-1/4"	✓	✓
<b>TOP FIXTURES</b> Standard duty single Standard duty double 17'w+ Heavy duty double 1300lbs+	✓	✓	<b>STRUTTING</b> DASMA PVCP Standard Available to increase windload capacities	✓	✓	<b>TORSION SHAFT BEARINGS</b> Standard flange bearing 1" Heavy duty flange bearing 1" 2 Bolt cast flange bearing 1" Center plate flange bearing 1 1/4" End plate flange bearing 1 1/4" 2 Bolt cast flange bearing 1 1/4"	✓	✓
<b>BOTTOM CORNER BRACKETS</b> Standard duty Heavy duty 1300lbs+ Heavy duty fail safe	✓	✓	<b>WEATHERSTRIP RETAINER</b> Bottom PVC V Bottom Aluminum L Top PVC V	✓	✓	<b>TORSION BEARING PLATES</b> <small>Engineered for specific weight requirements</small>	✓	✓
<b>LOCKS</b> Sidelock Interior barlock Exterior keyed barlock	✓	✓	<b>WEATHERSTRIP - Bottom</b> 3" U-type 4" U-type	✓	✓			
<b>SECTION FACE 20ga</b>	●	●	<b>WEATHERSTRIP - Top</b> 2" Top flap 3" Top flap - 17'w+	✓	✓			
			<b>WEATHERSTRIP - Side</b> Steel / vinyl PVC / vinyl	✓	✓			

# THERM-O-DOR™

TD-134 & TD-138



**STEEL-CRAFT**  
DOOR PRODUCTS LTD.

 100% Canadian

**SUPERIOR STRENGTH**

**ENERGY EFFICIENT**

**DURABILITY**

**SECURITY**



**STEEL-CRAFT**  
DOOR PRODUCTS LTD.



**STEEL-CRAFT**  
DOOR PRODUCTS LTD.



**HEAD OFFICE & DISTRIBUTION**  
13504 St. Albert Trail  
Edmonton, Alberta  
T5L 4P4  
Phone (780) 453-3761  
Fax (780) 454-1584  
www.steel-craft.ca

**BRANCH SALES AND DISTRIBUTION CENTRES:**  
5721 Burbank Rd. S.E.  
Calgary, AB T2H 1Z5  
Tel. (403) 255-3300  
Fax. (403) 253-8025

170, 397 Penno Road  
Kelowna, BC V1X 7W5  
Tel. (250) 765-4765  
Fax. (250) 765-3747

19733 96th Avenue  
Langley, BC V1M 3C9  
Tel. (604) 888-2550  
Fax (604) 888-6133

6555 Kestrel Road  
Mississauga, ON L5T 1P4  
Tel. (905) 564-3522  
Fax (905) 564-3527



[WWW.TRICONTRUSS.CA](http://WWW.TRICONTRUSS.CA)



## SUPERIOR STRENGTH

The doors are manufactured from top quality Canadian steel to ensure maximum strength. Therm-O-Dor's™ feature an exclusive, patented mechanical interlock design that locks together the exterior and interior skins. The result is an exceptionally strong door, unequalled in quality and performance.

## ENERGY EFFICIENT

As of January 1, 2003 our polyurethane insulation is CFC and HCFC free. As a result of the elimination of all CFC's and HCFC's from our polyurethane foam insulated doors, we have been granted a **zero** Ozone Depletion and **zero** Global Warming Potential Rating. This is a significant environmental achievement for Steel-Craft Door Products Ltd. and a reflection of our ongoing commitment to the environment. No other insulation offers higher R-value resulting in improved energy efficiency for your business.

## DURABILITY

Steel-Craft utilizes the latest technology to achieve maximum durability. Our galvanized steel offers the unique combination of superior strength, light weight and corrosion resistance. Our zinc coating provides a continuous metallic barrier which does not allow moisture to contact the steel. The coating is improved on by applying exterior polyester paint top coats. The result is a leading edge overhead door that provides years of protection from fading and corrosion.

## SECURITY

We recognize the importance of security to your business, which is why our Therm-O-Dor™ offers excellent protection against break-ins. Our door sections are manufactured with a solid core of polyurethane covered with two exterior skins of steel. The sections are held together with heavy duty hardware and interior side locks to provide strength and security for your business.

### Limited Warranty

Seven (7) years against delamination of the polyurethane foam from the steel skin on the panel and one (1) year on defects in workmanship and material. See dealer for complete warranty details.


# THERM-O-DOR™

## TD-134 & TD-138

Specify Therm-O-Dor™ for your projects. Our reputation for excellence in product quality and performance reflects your reputation for excellence on your project.

The Therm-O-Dor™ models set the industry standard in overhead commercial and agricultural doors. Top quality raw materials combined with leadership in manufacturing technology results in a door that delivers the highest standards in quality and performance. Therm-O-Dor™ is quite simply the best choice for your overhead commercial door needs.

Therm-O-Dor™ offers a selection of customized options that will enable you to meet virtually any application requirement. For additional information on how Steel-Craft can meet your needs in commercial overhead doors, please consult your authorized Steel-Craft dealer.



Door Face	TD 134	TD 138	Guide	TD 134	TD 138	Lift	TD 134	TD 138
Optional upgrades to components that are connected to the door face.			Optional upgrades to components that are related to the door guide. All Lifts are available in 2" or 3" Track			Optional upgrades to components that are related to the door lift.		
Graduated End Hinge – available in increased gauge.	●	●	High Lift – Track and hardware that causes the door to rise vertically some distance above the top of the door opening before it levels out into a horizontal position. Available to meet variety of height specifications	●	●	Torsion Spring Assembly – Extensive cycle options available to meet all specifications.	●	●
Graduated Double End Hinge – available in increased gauge.	●	●	Vertical lift – Track and hardware that causes the door to open vertically where no horizontal tracks are required. Available to meet all height specifications	●	●	Torsion Shaft – Available in 1" solid where 1" tube is specified	●	●
Track Rollers – available in a variety of formats to meet your specifications.	●	●	Low Lift Double Track – Low headroom accessories which enable a door system to operate in minimal headroom conditions. Available to meet variety of low headroom specifications	●	●	End Bracket – 2- bolt flange bearing. Available in 1" 1 1/4"	●	●
Top fixtures – available in increased gauge	●	●	Movable center posts	●	●		●	●
Low Lift Hardware	●	●	Full Angle Mount – Available in Continuous Reverse (1" overlap)	●	●		●	●
Bottom Corner Bracket – Available in increased gauge	●	●		●	●		●	●
Failsafe Bottom Corner Bracket	●	●		●	●		●	●
Locks – 2 Point Interior 2 Point Exterior Keyed	●	●		●	●		●	●
Lift Handle - 3 options available	●	●		●	●		●	●
Vision Lite Windows – sealed glass: 23"x7" 24"x12" 34"x16" Consult your dealer on the wide variety of glass options	●	●		●	●		●	●
Aluminum - available in Full view section Consult your local dealer on insert options (Glass, Polycarbonate - double or triple wall)	●	●		●	●		●	●
Pass Door	●	●		●	●		●	●
Exhaust Ports – available in various sizes	●	●		●	●		●	●
Strutting – to increase wind load capacity.	●	●		●	●		●	●
Aluminum L Retainer	●	●		●	●		●	●
Specialty high moisture area conversions	●	●		●	●		●	●
Increased Gauge Section Face	●	●		●	●		●	●